

Advanced Practice Nurses (APNs)

This section provides a detailed analysis of the number, distribution, and selected characteristics of advanced practice nurses (APNs) currently practicing in Wyoming.

Verification Data

Overview

In 2007, 359 advanced practice nurses held active licenses to practice in the State of Wyoming, according to the Wyoming Board of Nursing.³² A list of these active licensees was used to conduct an Advanced Practice Nursing Workforce Survey that gathered data on APNs practicing in the state through various methods including paper survey, phone survey, and website searches. This approach produced a 77% verification rate of APNs currently practicing in Wyoming. While this process was ideal for obtaining basic practice information, it did not accumulate complete survey data on all APNs practicing. **Therefore, the first part of this section presents basic information gathered through the overall verification process (N=182), while the remainder of the section presents data collected only from returned paper surveys (N=124).**

As shown in Figure 48, 182 of Wyoming's 359 APNs holding active licenses (51%) currently practice at least part-time in Wyoming. These 182 represent 35 APNs per 100,000 population, slightly above the national average of 34 (as shown in Figure 49).³³

Figure 48: Wyoming APNs N=182

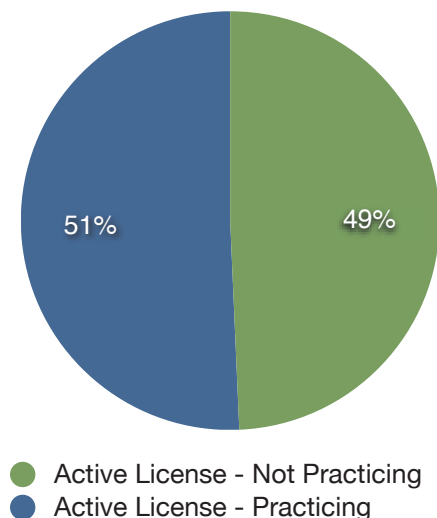
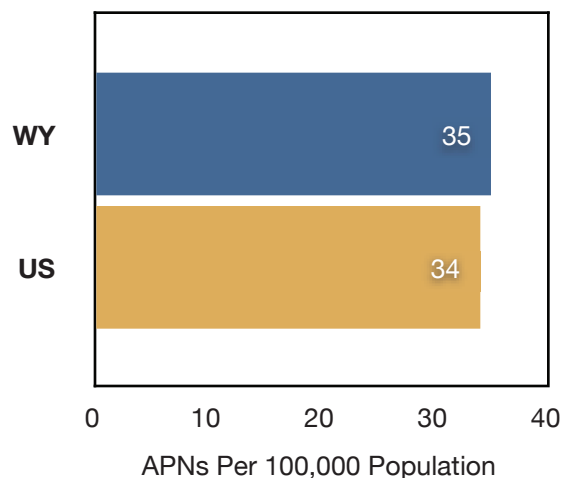


Figure 49: Wyoming APN to Population Ratio N=182



³² There are currently three licensed Wyoming APNs working solely in a federal facility in Wyoming.

³³ HRSA state health workforce profiles: Wyoming. Department of Health and Human Services, Bureau of Health Professions. Retrieved November 19, 2007 from <http://bhpr.hrsa.gov/healthworkforce/reports/statesummaries/wyoming.htm>. All Wyoming population data retrieved November 19, 2007 from the US Census Bureau at <http://quickfacts.census.gov/qfd/states/56000.html>.

Figure 50 provides counts of the total number of APNs verified as working in each of Wyoming's 23 counties. Laramie County has the most practicing APNs in the state (25%), while several counties--Crook, Johnson, Niobrara, and Weston--currently have one practicing APN. Combined, Laramie and Natrona counties employ 38% of Wyoming's total APNs.

Figure 50: Total Practicing Advanced Practice Nurses by County N=182

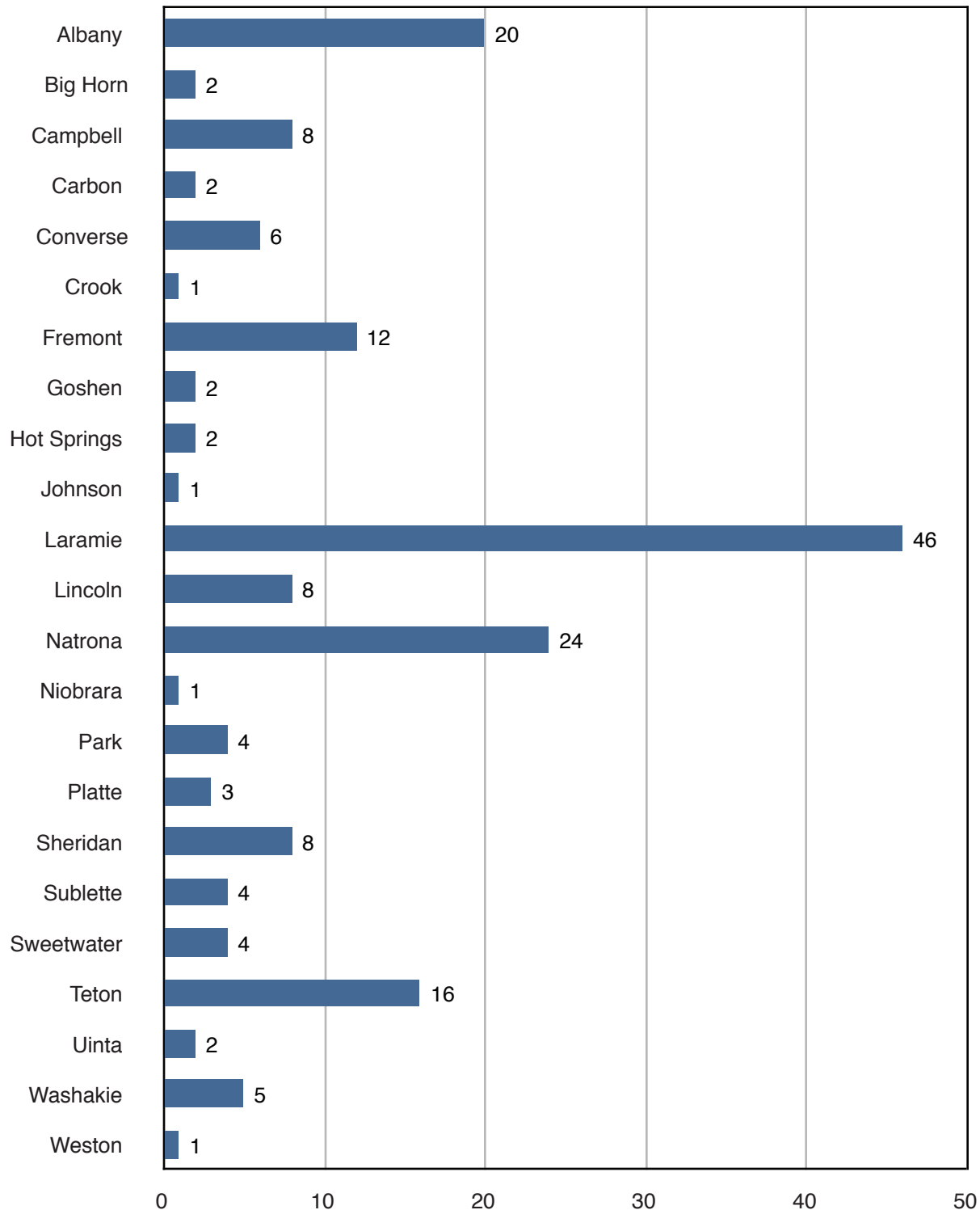
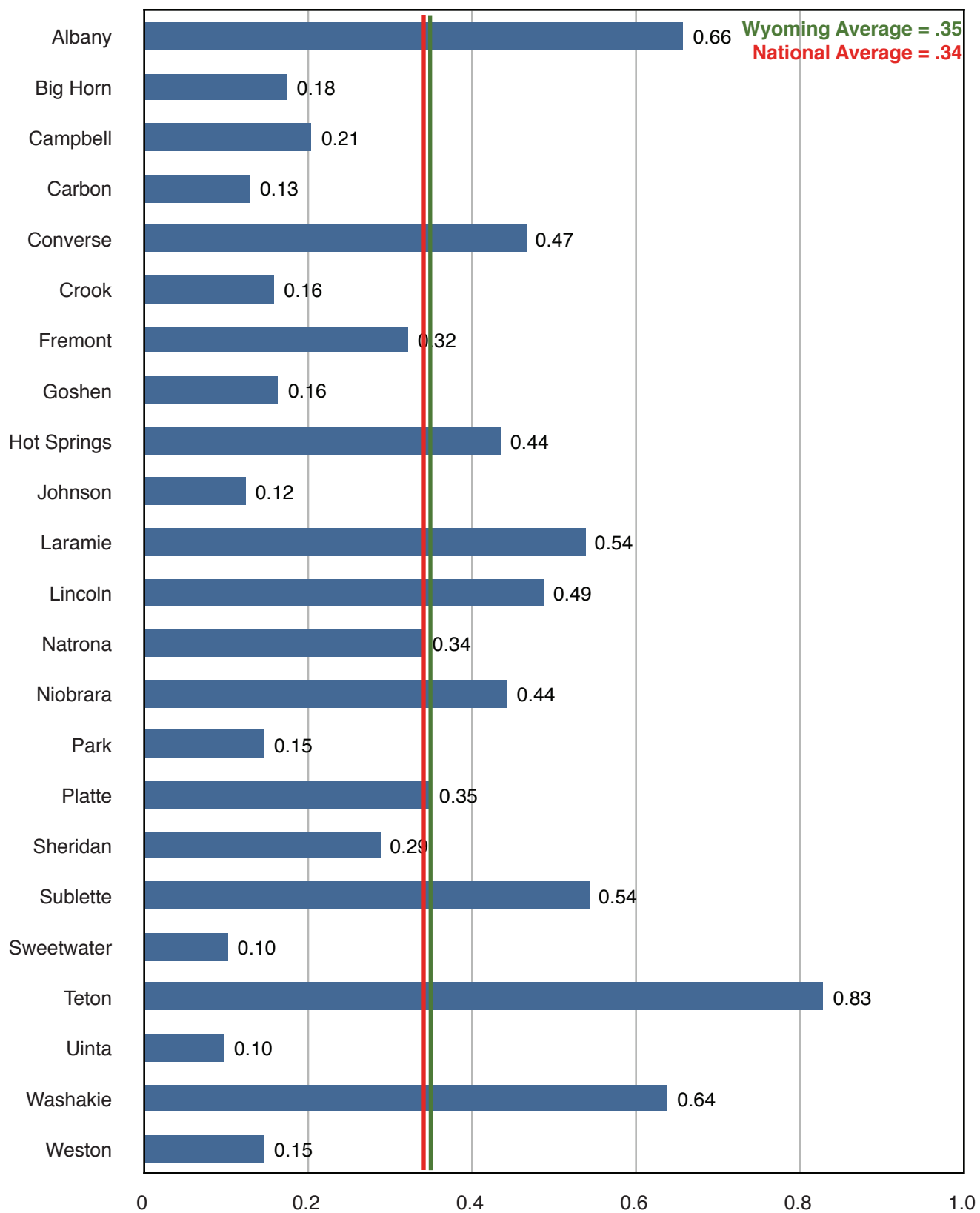


Figure 51 displays APNs per 1,000 population in each of Wyoming's 23 counties; the state average is 0.35 APNs per 1,000 population.

Figure 50: Total Practicing Advanced Practice Nurses Per 1,000 County Population N=182



Wyoming is a frontier state, where an estimated 515,004 people live in 97,100 square miles (5.3 persons per square mile). The United States Census Bureau has designated Laramie and Natrona counties as Metropolitan Statistical Areas and Albany, Campbell, Fremont, Sheridan, Sweetwater, Teton, and Uinta counties as Micropolitan Statistical Areas. A Metropolitan area contains a core urban area population greater than 50,000, and a Micropolitan Statistical Area contains a core urban area population between 10,000 and 50,000. All other Wyoming counties are designated as rural. Rural refers to any area containing a population of less than 10,000. Figures 51 and 52 break down Wyoming's population by Census designation and illustrate the geographic distribution of APNs in the state based upon the same criteria.³⁴ Figure 53 displays the geographic distribution of APNs in Wyoming topographically.

Figure 51: Wyoming Population Distribution

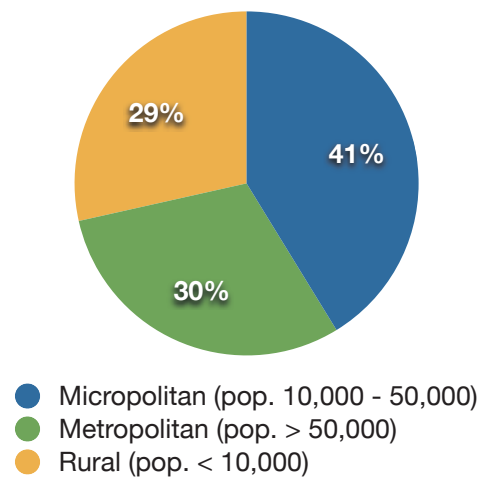
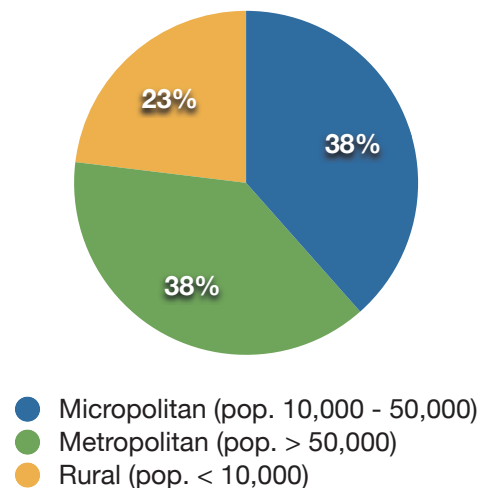
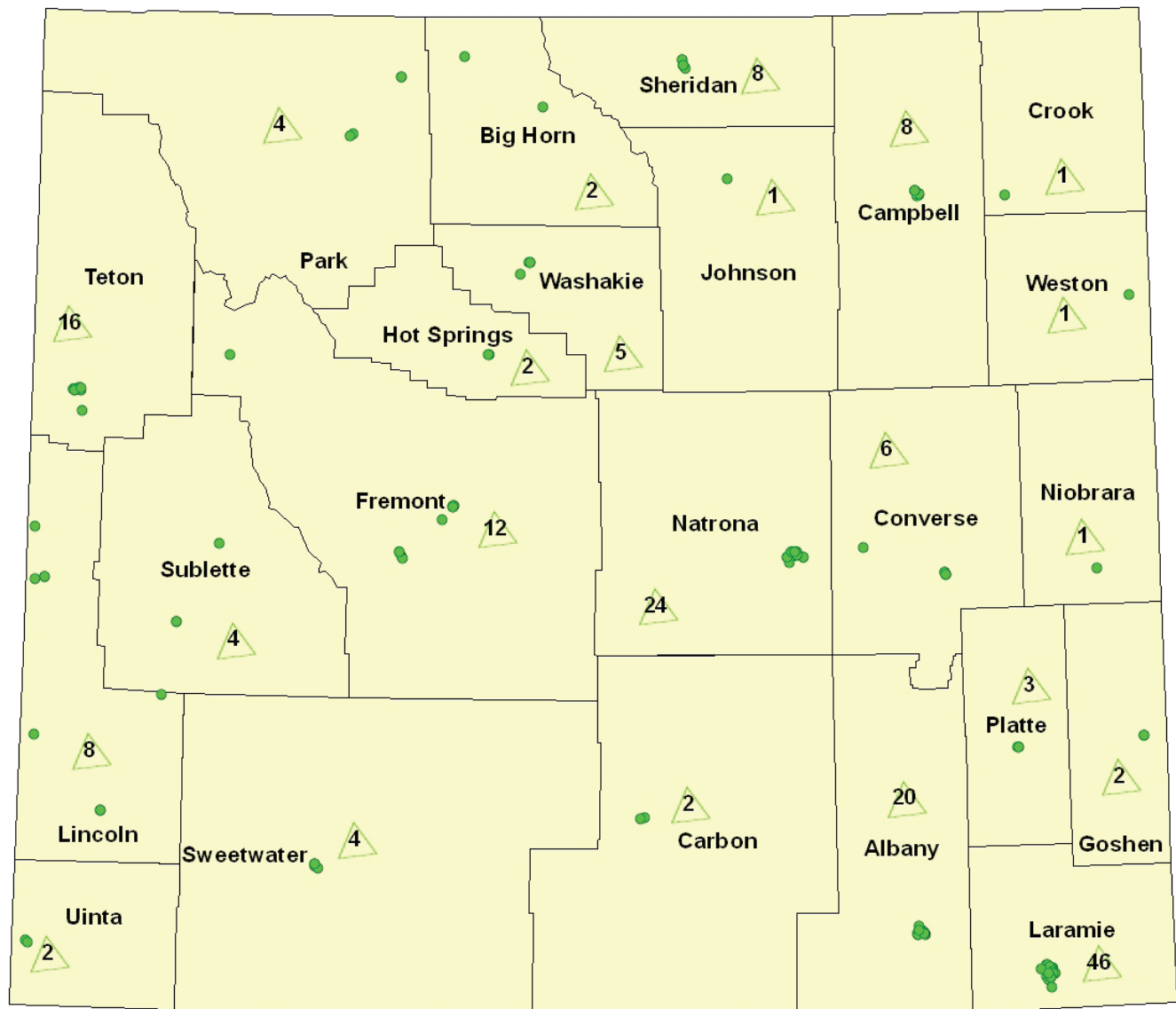


Figure 52: Wyoming Advanced Practice Nurse Distribution N=182



³⁴ US Census Bureau designations retrieved November 21, 2007 from http://www.census.gov/population/www/estimates/metro_general/2006/List1.txt.

Figure 53: Advanced Practice Nurse Distribution Map N=182³⁵



³⁵ **Note:** Points on the map indicate advanced practice nurse locations and the numbers surrounded by triangles indicate the total number of advanced practice nurses in the county.

Survey Response Data

The remainder of the APN section relies upon the data collected from the returned surveys, as well as supplemental data from sources such as the Kaiser Family Foundation and the U.S. Census Bureau. As shown in Figure 41, the majority of APNs (65%) work at least forty hours per week.

Work Status

Overall, 53% of APNs licensed in Wyoming responded to the Advanced Practice Nurse Workforce Survey. Figure 54 displays overall APN work status in Wyoming. Figure 55 and Table 25 show APN work status by county. Laramie County has the largest percentage of APNs (25% of the state total), followed by Albany County (14% of the state total).

Figure 54: Advanced Practice Nurse Work Status N=124

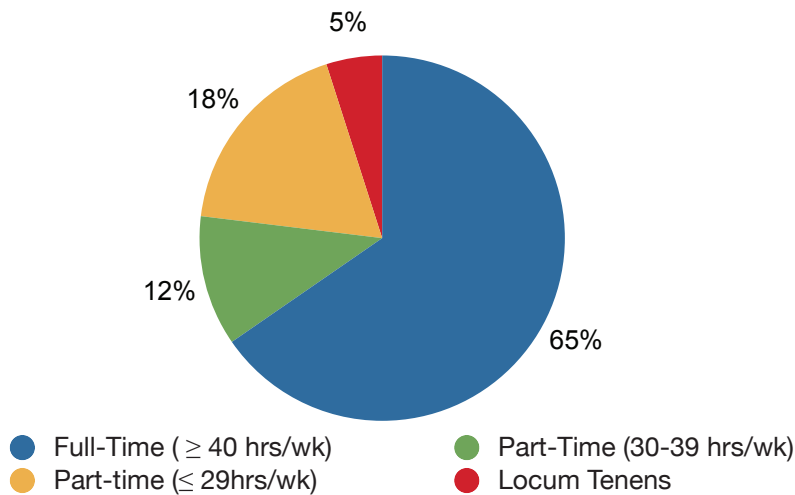


Figure 55: Advanced Practice Nurse Work Status by County N=124

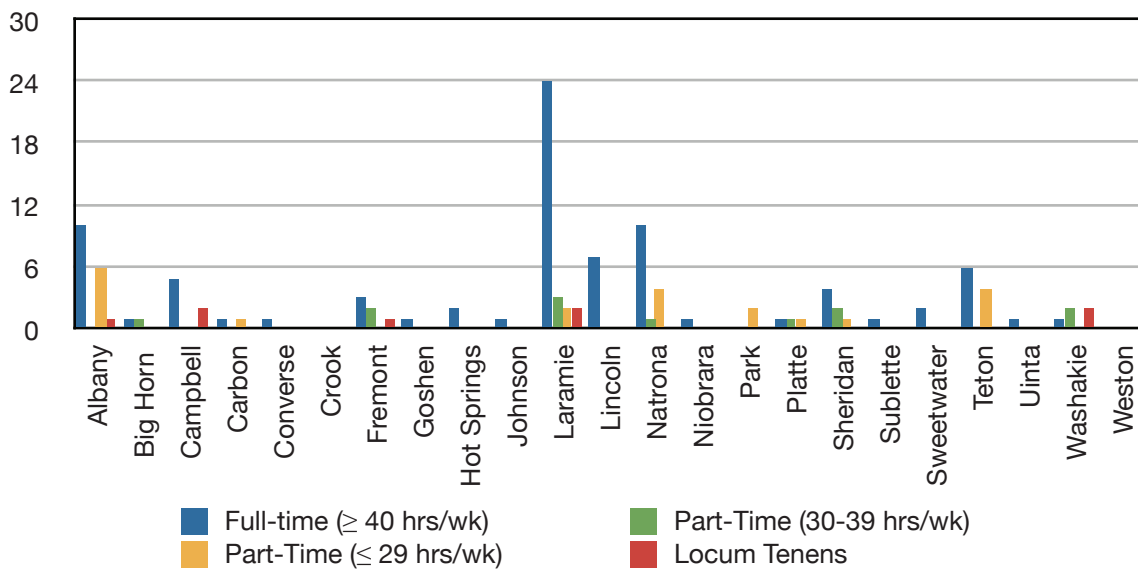


Table 25 provides a detailed analysis by county of the actual number of APNs who responded to the survey. Overall, 67% of APNs responded that they work full-time in the state. Nearly one-fifth of responding APNs (17%) reported working twenty-nine hours or less per week.

Table 25: Advanced Practice Nurse Work Status in Wyoming

County	Full-Time (≥ 40 hrs/wk)	Part-Time (30-39 hrs/wk)	Part-Time (≤ 29 hrs/wk)	Locum Tenens	Percentage of Verified APNs	Total Number of Providers
Albany	10 (59%)		6 (35%)	1 (6%)	85%	17
Big Horn	1 (50%)	1 (50%)			100%	2
Campbell	5 (71%)			2 (29%)	88%	7
Carbon	1 (50%)		1 (50%)		100%	2
Converse	1 (100%)				17%	1
Crook					0%	
Fremont	3 (50%)	2 (33%)		1 (17%)	50%	6
Goshen	1 (100%)				50%	1
Hot Springs	2 (100%)				100%	2
Johnson	1 (100%)				100%	1
Laramie	24 (77%)	3 (10%)	2 (6%)	2 (6%)	67%	31
Lincoln	7 (100%)				88%	7
Natrona	10 (67%)	1 (7%)	4 (27%)		63%	15
Niobrara	1 (100%)				100%	1
Park			2 (100%)		50%	2
Platte	1 (33%)	1 (33%)	1 (33%)		100%	3
Sheridan	4 (57%)	2 (29%)	1 (14%)		88%	7
Sublette	1 (100%)				25%	1
Sweetwater	2 (100%)				50%	2
Teton	6 (60%)		4 (40%)		63%	10
Uinta	1 (100%)				50%	1
Washakie	1 (20%)	2 (40%)		2 (40%)	100%	5
Weston					0%	
Wyoming	83 (67%)	12 (10%)	21 (17%)	8 (6%)		124

Demographics

As seen in Figures 56-58, the vast majority of APNs are female (87%); 92% of APNs report their ethnicity as White/Caucasian; and 52% of all APNs report being over 51.

Figure 56: Advanced Practice Nurse Gender N=124

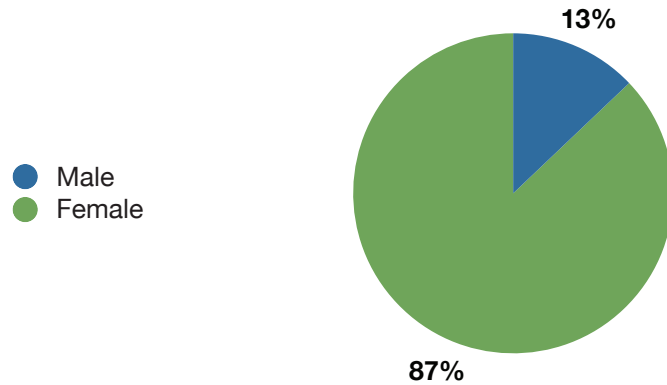


Figure 57: Advanced Practice Nurse Ethnicity N=124

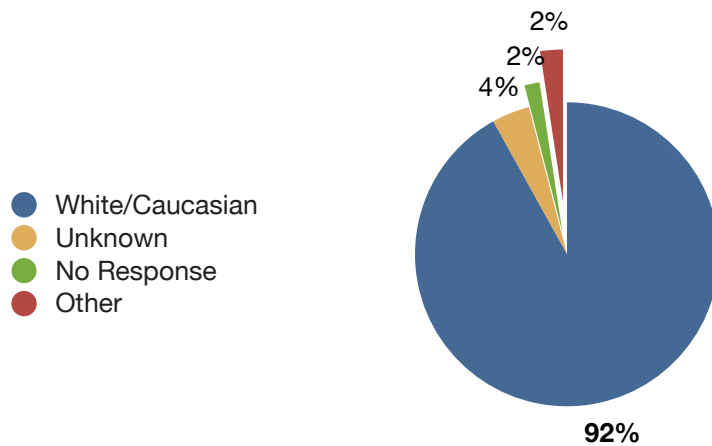


Figure 58: Advanced Practice Nurse Age N=124

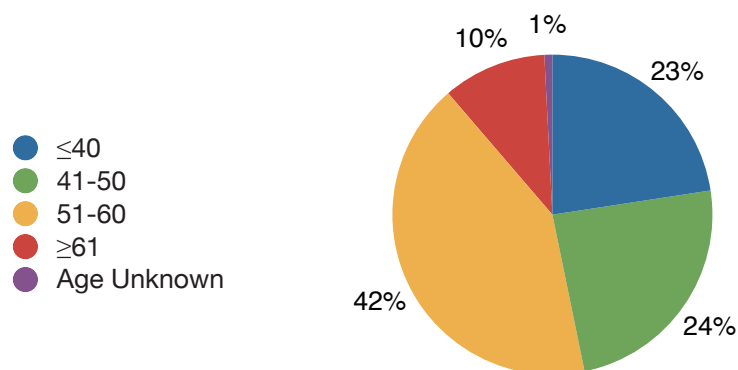


Table 26: Advance Practice Nurses by Age and Gender

Age Group	Female	Male	Total
≤ 40	25 (89.3%)	3 (10.7%)	28 (22.6%)
41-50	27 (90%)	3 (10%)	30 (24.2%)
51-60	44 (84.6%)	8 (15.4%)	52 (41.9%)
≥ 61	11 (84.6%)	2 (15.4%)	13 (9.7%)
age unknown	1 (100%)	0	1 (.8%)
Total	108 (87.1%)	15 (12.1%)	124

Specialties³⁶

As shown in Table 27, the majority of APNs currently practicing in Wyoming specialize as Family Nurse Practitioners (52%), followed by Nurse Anesthetists (19%) and Women's Health Care Nurse Practitioners (6%).

Table 27: Self-Reported Advanced Practice Nurse Specialties N=124

Specialty	Number of APNs (%)	Female (%)	Male (%)
Acute Care Nurse Practitioner	1 (.8%)		1 (100%)
Adult Nurse Practitioner	5 (4%)	5 (100%)	
Cardiology	1 (.8%)	1 (100%)	
Certified Nurse Anesthetist	24 (19%)	12 (50%)	12 (50%)
Certified Nurse Midwife	3 (2%)	3 (100%)	
CS-Acute Care	1 (.8%)	1 (100%)	
CS-Psych./Mental Health	8 (6%)	8 (100%)	
Family Nurse Practitioner	65 (52%)	62 (95%)	3 (5%)
Geriatric Nurse Practitioner	2 (2%)	2 (100%)	
Neonatal Nurse Practitioner	1 (.8%)	1 (100%)	
Nephrology	1 (.8%)	1 (100%)	
Oncology	1 (.8%)	1 (100%)	
Pediatrics	2 (2%)	2 (100%)	
Psychiatry	1 (.8%)	1 (100%)	
WHCNP	8 (6%)	8 (100%)	
Total	124	108 (87%)	16 (13%)

³⁶ **Note:** Formal training and/or certification for **self-reported** specialty designation has not been verified.

Table 28: Self-Reported Advanced Practice Nurse Specialties by County N=124

Specialty	Total	Albany	Big Horn	Campbell	Carbon	Converse	Crook	Fremont	Goshen	Hot Springs	Johnson	Laramie	Lincoln	Natrona	Niobrara	Park	Platte	Sheridan	Sublette	Sweetwater	Teton	Uinta	Washakie	Weston
Total	124	17	2	7	2	1		6	1	2	1	31	7	15	1	2	3	7	1	2	1	1	9	
Acute Care Nurse Practitioner	1											1												
Adult Nurse Practitioner	5											1		1				2			1			
Cardiology	1																							
Certified Nurse Anesthetist	24	2		4	2				1	1	1	2	3		1	1					4			2
Certified Nurse Midwife	3							1				2												
CS-Acute Care	1													1										
CS-Psych./Mental Health	8	1	1					1		1		1						1			1			1
Family Nurse Practitioner	65	13		3		1		4				21	4	8	1		1	2	1	1	3	1		1
Geriatric Nurse Practitioner	2		1																					
Neonatal Nurse Practitioner	1																1							
Nephrology	1											1												
Oncology	1	1																						
Pediatric Nurse Practitioner	2											1		1										
Psychiatry	1																							
WHCNP	8											1		2		1		2		1				1

Educational Background

Figure 59 displays the location of the high schools from which Wyoming APNs graduated: 27% of all APN respondents reported graduating from a Wyoming high school, and 23% reported graduating from a high school in the Wyoming Area (i.e., a Wyoming border state)³⁷.

Figure 59: Advanced Practice Nurse High School Location N=124

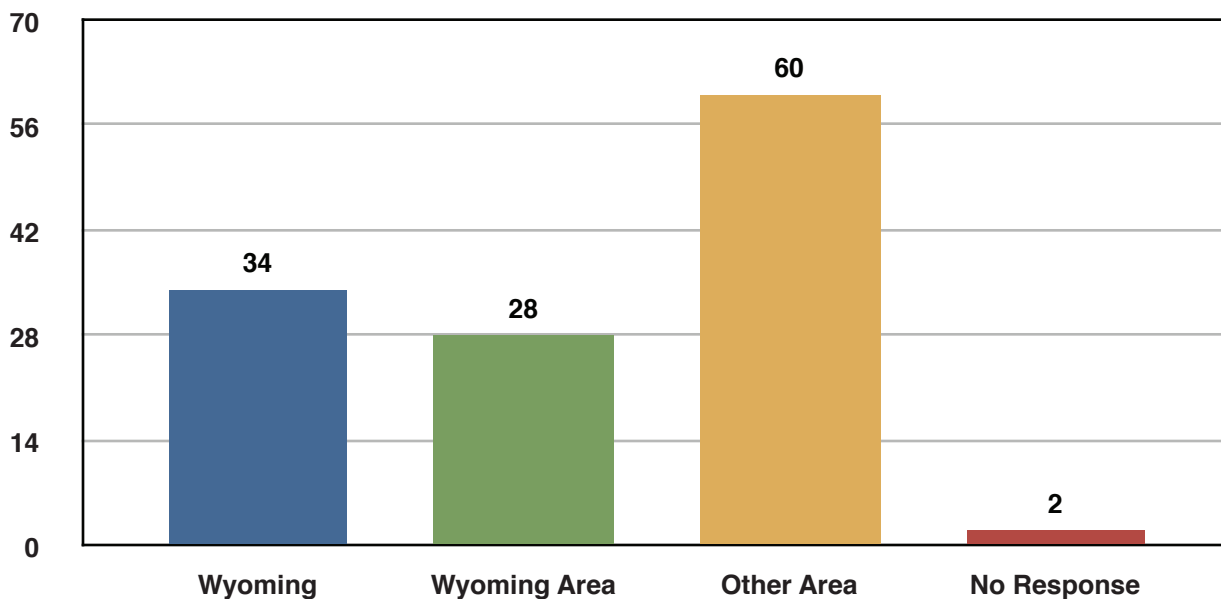


Table 29 details the education of Wyoming APNs by state. Most APNs reported receiving their education in Wyoming (34%), followed by Colorado (8%) and Utah (5%).

³⁷ Wyoming Area includes Colorado, Idaho, Montana, Nebraska, South Dakota, and Utah.

Table 29: Self-Reported APN Higher Education by State N=124

State	Total	Basic Nursing	Nurse Practitioner	Other	Other Nursing Education	Post Graduate	Undergraduate
Total	441	159	162	23	54	4	39
Wyoming	148	53	55	3	23	1	13
Colorado	34	12	13	3	4		2
Utah	21	6	5	3	4		3
South Dakota	16	7	6				3
California	12	2	10				
Illinois	12	6	3	1	2		
Kansas	12	3	4	1	3		1
New York	12	5	2	1	3		1
Indiana	11	7	2	1			1
Nebraska	11	5	4		1		1
Idaho	10	5	1	1	2		1
Minnesota	9	1	6		1		1
Florida	8	3	1	1	3		
Iowa	8	3	3		1		1
Missouri	8	2	5		1		
Montana	8	5	2		1		
Ohio	8	3	4				1
Texas	8	2	4			1	1
Michigan	7	1	3	2	1		
Washington	7	2	3	1			1
Georgia	6	3	2				1
Pennsylvania	6	2	2	1			1
Kentucky	5		5				
Maryland	5	2	1	1	1		
Wisconsin	5	2	2	1			
Arkansas	4	2	1				1
North Dakota	4	2	2				
Oregon	4	2	1				1
Tennessee	4	1	3				
Massachusetts	3	1		1		1	
New Mexico	3	1			2		
Virginia	3	1	1				1
Alabama	2	1	1				
Arizona	2		1			1	
Louisiana	2	1					1
Maine	2	1	1				
Mississippi	2			1			1
North Carolina	2		1		1		
Oklahoma	2	1	1				
West Virginia	2	1					1
Connecticut	1		1				
Nevada	1	1					
Vermont	1	1					

Retirement/Relocation Timeframes

Figures 60 and 61 indicate the retirement and change of practice plans of APNs in Wyoming. The majority of APNs (57%) are not planning to retire for ten years or more. Not one APN reported having plans to retire within the next year, and only three reported having plans to retire within the next two years. Seven APNs did report plans to change practice within the next year, and five others are planning to change practice within the next two years. However, the vast majority of APNs (67%) have no plans to change practice.

Figure 60: Advanced Practice Nurse Retirement Timeframes N=124

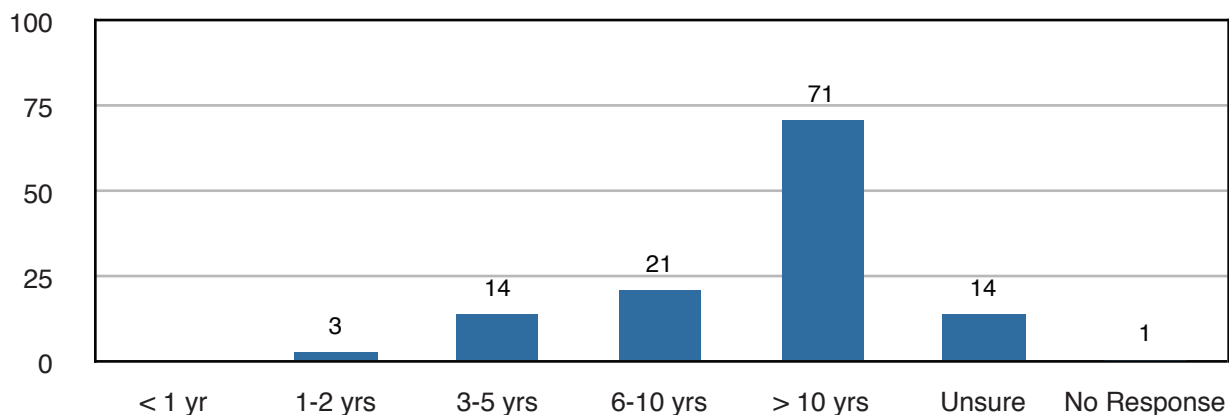
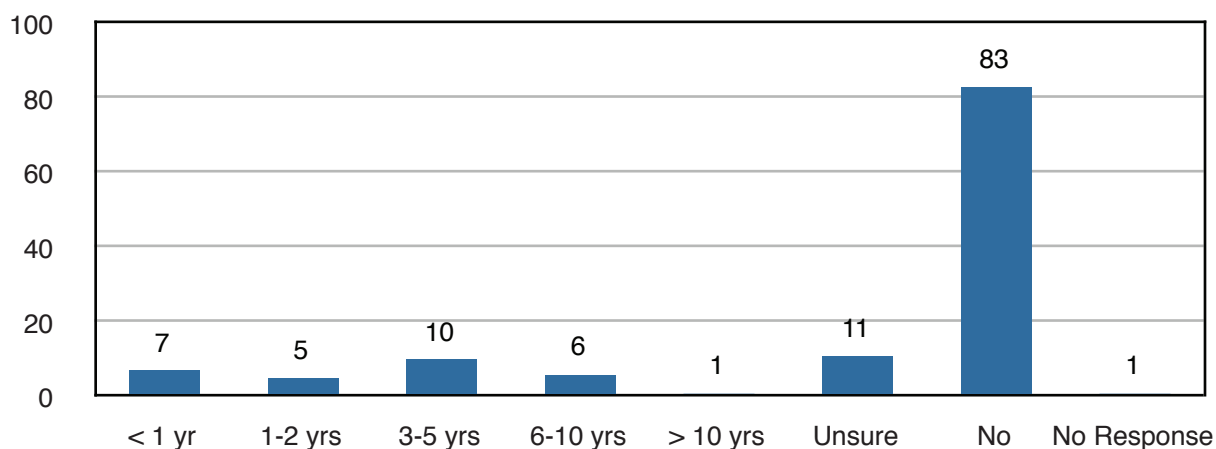


Figure 61: Advanced Practice Nurse Relocation Timeframes N=124



Language Capabilities

All APNs practicing in Wyoming (100%) reported speaking English. Some APNs reported being bilingual. Following English, 3.4% of APNs speak Spanish, one speaks French, and one speaks Russian.

Openings

Table 30 reports the number of APN openings (both replacement openings and expansion openings) self-reported by practice locations.

Table 30: Advanced Practice Nurse Openings by County N=473

County	Total	Replacement	Practice Expansion
Total	46	14	32
Albany			
Big Horn	3		3
Campbell	1	1	
Carbon			
Converse	1	1	
Crook			
Fremont	2	2	
Goshen	1		1
Hot Springs			
Johnson			
Laramie	7	2	5
Lincoln	1	1	
Natrona	9	4	5
Niobrara			
Park	9	1	8
Platte	1		1
Sheridan	3	1	2
Sublette	3	1	2
Sweetwater	4		4
Teton			
Uinta			
Washakie	1		1
Weston			
Locum Tenens			